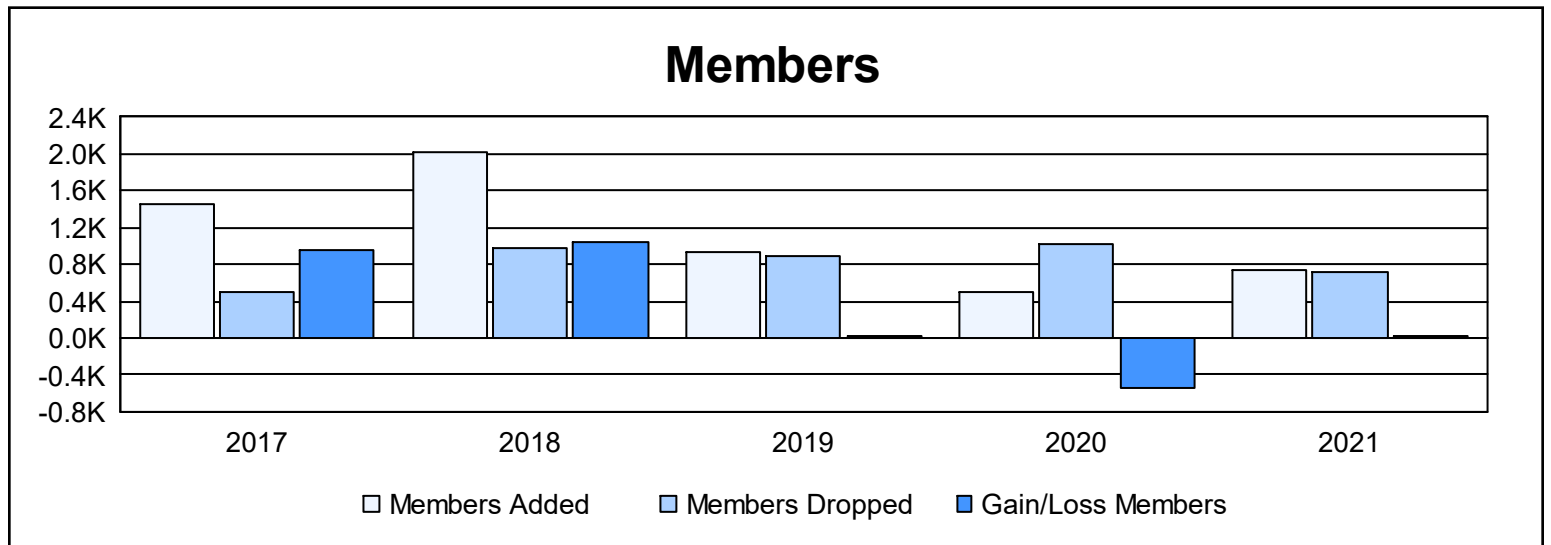
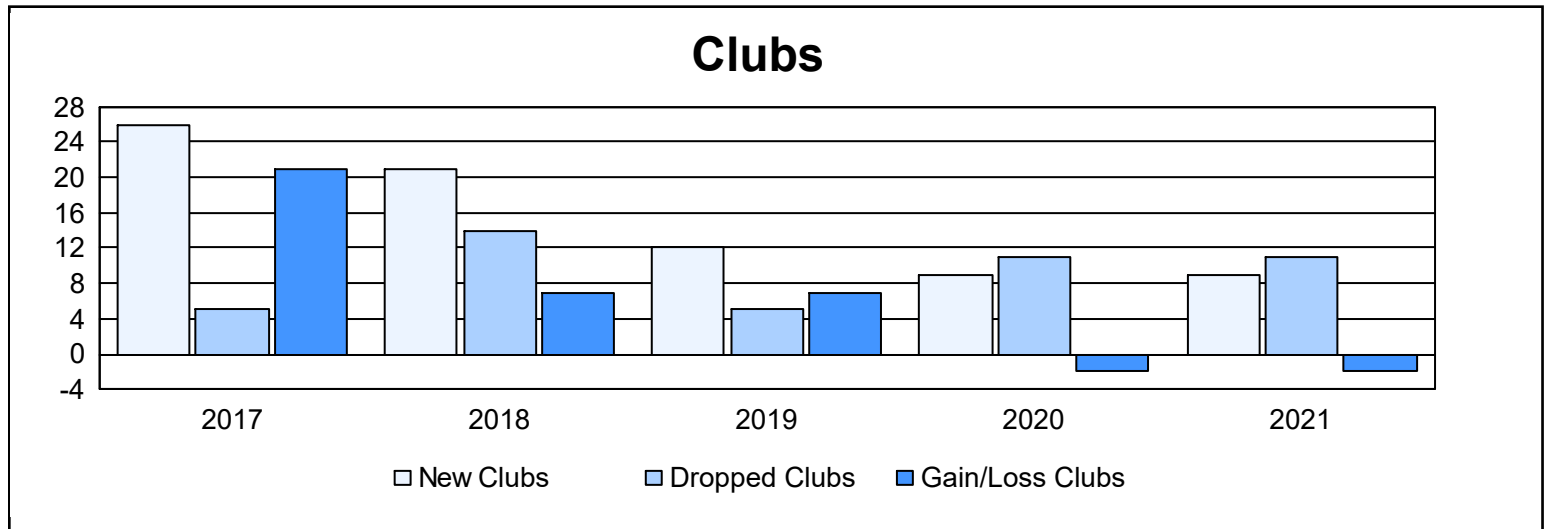
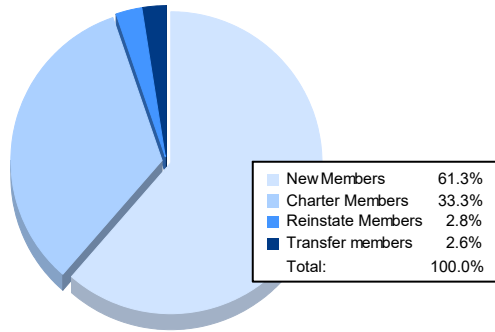


| Year | New Clubs | Dropped Clubs | Gain/ Loss Clubs | New Members | Charter Members | Reinstate Members | Transfer Members | Total Member Added | Total Members Dropped | Gain/ Loss Members |
|----------------|-----------|---------------|------------------|-------------|-----------------|-------------------|------------------|--------------------|-----------------------|--------------------|
| 2016-2017 | 26 | 5 | 21 | 562 | 792 | 87 | 5 | 1,446 | 495 | 951 |
| 2017-2018 | 21 | 14 | 7 | 1,224 | 682 | 91 | 15 | 2,012 | 975 | 1,037 |
| 2018-2019 | 12 | 5 | 7 | 459 | 376 | 83 | 5 | 923 | 891 | 32 |
| 2019-2020 | 9 | 11 | -2 | 189 | 243 | 56 | 5 | 493 | 1,028 | -535 |
| 2020-2021 | 9 | 11 | -2 | 453 | 246 | 21 | 19 | 739 | 708 | 31 |
| Average | 15 | 9 | 6 | 577 | 468 | 68 | 10 | 1,123 | 819 | 303 |



Membership Composition June 2021 Cumulative



Gender Composition June 2021 Cumulative

